



MATH NEWS



Grade 3, Module 1, Topic A

3rd Grade Math

Module 1: Properties of Multiplication and Division and Solving Problems with Units of 2-5 and 10

Math Parent Letter

This document is created to give parents and students a better understanding of the math concepts found in Eureka Math (© 2013 Common Core, Inc.) that is also posted as the Engage New York material which is taught in the classroom. Module 1 of Eureka Math (Engage New York) covers Properties of Multiplication and Division and Solving Problems with Units of 2-5 and 10. This newsletter will discuss Module 1, Topic A.

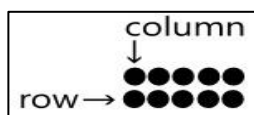
Topic A. Multiplication and the Meaning of the Factors

Vocabulary Words

- Multiply/Divide
- Repeated Addition
- Equal Groups
- Number of Groups
- Equation
- Array
- Row
- Column
- Size of Groups
- Factor

Things to Remember!!!

Array – repeated rows of numbers or objects



Multiply - an operation showing how many times a number is added to itself

Equal groups – same number of objects in each group

Factor – number of groups and the number in each group

Equation – a statement that two expressions are equal, for example $5 \times 4 = 20$

Divide – separate into equal groups

OBJECTIVE OF TOPIC A

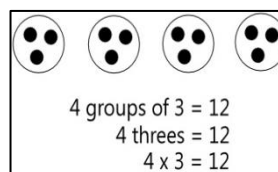
- 1 Understand equal groups of as multiplication.
- 2 Relate multiplication to the array model.
- 3 Interpret the meaning of factors—the size of the group or the number of groups.

Focus Area– Topic A

Multiplication and the Meaning of Factors

Students will be introduced to **multiplication** with the concept of **repeated addition**.

Draw a picture to show $3 + 3 + 3 + 3 = 12$. Then write a multiplication sentence to represent the picture.

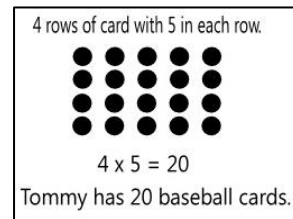


The **size of each group** is 3, because there are 3 circles in each group. (In the repeated addition sentence 3 is the number repeated)

The **number of groups** needed is 4, because there are 4 equal groups of three. (In the repeated addition problem we see 3 four times) Think: 4 times I see 3; $4 \times 3 = 12$.

Students will be introduced to **arrays** as a visual tool to help solve word problems.

Tommy collects baseball cards. He arranges them in 4 rows of 5. Draw Tommy's array to show how many baseball cards he has all together. Then write a multiplication sentence to describe the array.



Lesson 3, will check their understanding of the concepts taught in the previous two lessons.

There are 3 balloons in each circle. How many balloons are in three circles?



Number of groups: 3 Size of group: 3

$$3 \times 3 = 9$$

There are 9 balloons all together.